



Our topic this term is,

How do you build things like my classroom?



What we will learn




During this term Bumble Bee children will be learning to know that objects are made from materials, they will know how to distinguish between an object and the material from which it is made.

We will know how to identify wood, plastic, glass, metal and stone according to their properties such as hard/soft, stretch/stiff, waterproof/not waterproof, opaque/transparent.

We will be using a hammer, screwdriver and glue to join two pieces of wood together. Glue, tape or screws to join plastic together and nuts and bolts to join metal together.



Books we will be reading to support our understanding



Our project related vocabulary

Nouns; material, property, base, edge, corner, point, safe, dangerous

Verbs; identify, observe, classify

Adjectives; waterproof, bendy, stretchy, hard, soft, opaque, transparent, absorbent, rough, smooth

Prepositions; in, on, under, inside, on top, behind, in front

To support your child with this project at home, you could:

- Explore different materials around your home, can you find items that are made from plastic, wood, metal and glass.
- What materials can you see outside, natural and manmade, what is your car made from, how do we know?
- Imagine you are going to be building something, what materials might you need to build it.

